

FCP-8100/FX-8100 Specifications

ECG

Leads	Standard 12 leads
Sensitivity selection	1/4, 1/2, 1, 2 cm/mV; manual or automatic
Time Constant	3.2 sec or greater
Frequency response	0.05 Hz to 150 Hz (within -3dB)
Common mode rejection ratio	103 dB or greater
Polarization voltage	±600mV or greater
A/D conversion	18 bits
Sampling frequency	8000 samples/sec/channel
Filters	AC: 50 or 60 Hz, -20dB or less Muscle: 25 or 35 Hz, -3dB (-6dB/oct) Drift: 0.25 or 0.5Hz, -3dB (-6dB/oct)
Interpretation function	Yes (FCP-8100 only)
Arrhythmia analysis	Yes (FCP-8100 only)

ECG Storage

Internal memory	Up to 500 examinations
-----------------	------------------------

Display

Device	7" wide colour LCD with backlighting
Resolution	800 × 480 dots
Representation	6/12 channels/display

Operation

Devices for operation	Touch screen and membrane keys
-----------------------	--------------------------------

Recorder

Method	Thermal dot array
Paper speed	5, 10, 12.5, 25 or 50 mm/sec
Recording paper	Roll: 63mm x 30m (OP-119TE) , Z-fold: 63mm x 20m (OP-122TE)

I/O interface

Communication	LAN port (10/100base TX) USB port × 3 (1 for wifi adapter)
---------------	---

Safety

Regulatory standards	IEC60601-1, IEC60601-2-25
Electrical shock protection	Class I , Type CF and Internally powered equipment
Conformity	CE marking per 93/42/EEC Directive

General

Power requirements	100 to 240V AC Universal, 50/60Hz, 70VA or 9.6V DC (optional rechargeable battery pack) , 40W
Dimensions	190 (W) × 250 (D) × 71 (H) mm
Weight	Approx. 2 Kg (w/o battery)

Option

Rechargeable battery	8PH-4/3A3700-H-J18 (Ni-MH) Battery operation time : 120min
----------------------	---

Accessories



USB memory (USB-1G)



Battery (8PH-4/3A3700-H-J18)



Printing Paper (Roll, OP-119TE)



Printing Paper (Z-fold, OP-122TE)



FUKUDA DENSHI reserves the right to change specifications without notice.

FUKUDA DENSHI CO., LTD.

 39-4, Hongo 3-chome, Bunkyo-ku, Tokyo 113-8483, Japan
 Tel: +81-3-5684-1455 Fax: +81-3-3814-1222
www.fukuda.com

Distributed by:

Advanced Electrocardiograph

FCP-8100 FX-8100

CardiMax FCP-8100 FX-8100

Advanced Electrocardiograph



Compact and Portable

The FCP-8100/FX-8100 is one of the smallest and lightest ECG units on the market. Its large 7" widescreen LCD offers unparalleled ease of use for checking patient data as well as clear, accurate ECG waveforms.



Standard 12-lead ECG Waveform

The FCP-8100/FX-8100 features the largest LCD in its class. The large 7" widescreen format allows the user to review real-time ECG waveforms up to 12 leads at a time. The increased viewing area allows improved observation of critical waveforms and heart rate. In addition, the user can review patient demographics and instrument settings from the main screen.



Selectable Recording Formats

The user can select recording formats from 1 or 3-channels. The Automatic Recording Mode allows these selections as well as the selection of a 1 channel + 1 rhythm lead with a selectable continuous recording waveforms mode. Reporting format for measurement or analysis can be selected as required.



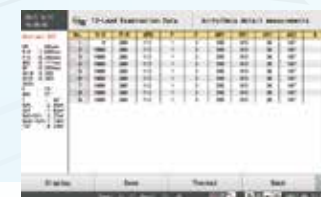
Internal Memory

An internal memory allows users to store waveforms and measurement/analysis data for up to 500 examinations. The operator can review selected ECG data from the memory on the LCD screen or print it as required.


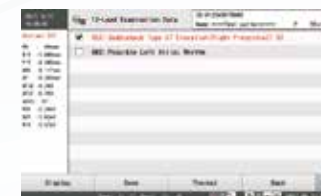
No.	ID	NAME	DATE	Gen. Age	Order No.	Examination	TYPE	Dist.
0002		wwwTest patient	2017/11/11	17	0001	Rest 12-lead ECG	12	
0001		wwwTest patient	2017/11/11	17	0001	Rest 12-lead ECG	12	

Interpretation and Arrhythmia Function (FCP-8100 only)

Our latest Interpretation and Arrhythmia analysis (TG version) is a standard feature on the FCP-8100 (only). It allows higher precision in analysis thanks to our ECG analysis technologies cultivated over the years.



▲ Analysis Guide

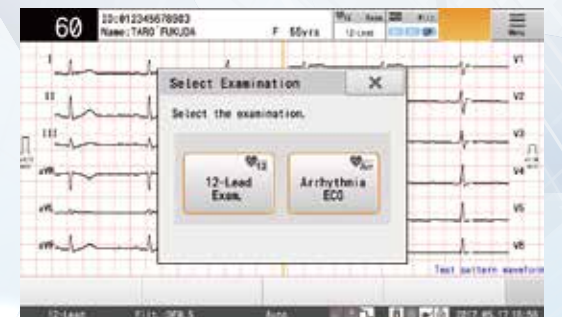


▲ Findings



Touch Screen Operation

Operation of the FCP-8100/FX-8100 can be carried out directly on the touch screen. It provides a simpler way to enter data and move through the settings. Also with its new feature, customization of function keys, you can set up a shortcut for commonly used functions.



Communication Port

2 x USB ports for extra memory if needed or a barcode reader for easy admission. A standard network port is also available for bidirectional communication with our Data Management System (EFS-250).



Battery Operation (Option)

An optional built-in battery allows the unit to operate for up to 2 hours without being connected to the mains power supply. This convenient feature allows the user to conduct ECG examinations even when AC power may not be available.